

KEIRA  
KNIGHTLEY

MACKENZIE  
FOY

MISTY  
COPELAND

WITH HELEN  
MIRREN

AND MORGAN  
FREEMAN




Disney  
THE  
NUTCRACKER  
AND THE  
FOUR REALMS  
NOVEMBER 2

**ACTIVITY PACKET**

Created in Partnership with Disney's Animals, Science and Environment





#### Acknowledgments

Disney's Animals, Science and Environment would like to take this opportunity to thank the amazing teams that came together to develop "The Nutcracker and the Four Realms" Activity Packet. It was created with great care, collaboration and the talent and hard work of many incredible individuals. A special thank you to Dr. Mark Penning for his ongoing support in developing engaging educational content that connects families with nature. These materials would not have happened without the diligence and dedication of Kyle Huetter who worked side by side with the filmmakers to help create these compelling activities and authored the unique writing found throughout each page. A big thank you to Hannah O'Malley, Michelle Mayhall and Elyssa Finkelstein whose creative thinking and artistry developed games and activities into four realms of nature inspired fun for all to explore. Special thanks to directors Lasse Hallström and Joe Johnston, and producers Mark Gordon and Larry Franco, for creating such an amazing story that inspired the activities found within this packet. Lastly, thank you Samantha Rosenberg, Anastasia Ali-Noble and Noah Duman at The Walt Disney Studios, for their help and unwavering support of this project.

**Allyson Atkins**  
Education Line of Business Manager  
Disney's Animals, Science and Environment

# Disney THE NUTCRACKER AND THE FOUR REALMS

NOVEMBER 2

All Clara (Mackenzie Foy) wants is a key – a one-of-a-kind key that will unlock a box that holds a priceless gift. A golden thread, presented to her at godfather Drosselmeyer's (Morgan Freeman) annual holiday party, leads her to the coveted key – which promptly disappears into a strange and mysterious parallel world. It's there that Clara encounters a soldier named Phillip (Jayden Fowora-Knight), a gang of mice and the regents who preside over three Realms: Land of Snowflakes, Land

of Flowers and Land of Sweets. Clara and Phillip must brave the ominous Fourth Realm, home to the tyrant Mother Ginger (Helen Mirren), to retrieve Clara's key and hopefully return harmony to the unstable world. Starring Keira Knightley as the Sugar Plum Fairy, Disney's new holiday feature film "The Nutcracker and the Four Realms" is directed by Lasse Hallström and Joe Johnston, and inspired by E.T.A. Hoffmann's classic tale.



DISNEY PRESENTS "THE NUTCRACKER AND THE FOUR REALMS" A MARK GORDON PRODUCTION KEIRA KNIGHTLEY MACKENZIE FOY EUSENIO DERBEZ MATTHEW MACFADYEN RICHARD E. GRANT MISTY COPELAND WITH HELEN MIRREN AND MORGAN FREEMAN  
SCREENPLAY BY ASHLEIGH POWELL AND TOM MCCARTHY IN 3D AND REAL D 3D DIRECTED BY LASSE HALLSTRÖM JOE JOHNSTON  
MUSIC BY JAMES NEWTON HOWARD COSTUME DESIGNER JENNY BEAVAN EDITOR STUART LEVY ACE PRODUCTION DESIGNER GUY HENDRIX DYAS DIRECTOR OF PHOTOGRAPHY LINUS SANDGREN, C.S.C. EXECUTIVE PRODUCERS CARA SMITH LINDY GOLDSTEIN PRODUCED BY MARK GORDON LARRY FRANCO P.G.A. SCREENPLAY BY ASHLEIGH POWELL  
©2018 Disney





## CLARA

Clara is a bright young woman, a budding inventor and a mechanical genius, encouraged in her scientific pursuits by her wise yet enigmatic godfather, Drosselmeyer. After the tragic loss of her mother, Clara feels lost and adrift in her sorrow, wondering how their family can celebrate Christmas without her. But when she receives one last Christmas gift from her beloved mother – a mysterious music box, locked without a key – Clara's life is forever changed. By discovering a secret portal into another world, Clara embarks on a quest into the magical Four Realms in search of the missing key.

## CAPTAIN PHILLIP

Once a nutcracker but now a soldier in the Four Realms, Phillip is brave, loyal and true. Always willing to protect the Four Realms and its people, Phillip is a model captain and steadfast servant of the Realms. Upon Clara's arrival, while attempting to rescue her from the menacing Mouse King, Clara actually saves him, surprising Phillip with her fearlessness. The two become fast friends. He admires Clara for her brilliance and courageous heart. Throughout their adventure, Phillip encourages and supports Clara, never losing faith in her. And at the end of it all, their connection just might grow into something more.



There is a touch of enchantment that takes place during winter. As snow begins to fall and the darkness of night lasts longer each day, strange and magical events can be sensed around us.

Turn the page to start your own journey into the Four Realms, and your curiosity may lead you to unlock adventures and rewards. You'll uncover distinct and enchanting lands beyond your imagination, bursting with incredible sights and memorable characters. Ahead you will find the Land of Snowflakes, the Land of Flowers, the Land of Sweets and the ominous Fourth Realm. Each new world you enter provides unique opportunities to explore, discover and create.

Whether you embark on this journey on your own or with family and friends, the pages ahead will test your cleverness and ingenuity. Discover the wonder and mystery for yourself and don't miss "The Nutcracker and the Four Realms" in theaters November 2.

**6**  
Tangled  
Trails

**8**  
Winter  
Wonder Art

**10**  
Flowers at  
Your Fingertips

**12**  
Nature's  
Candy

**14**  
Storytelling  
Magic



# TANGLED TRAILS

While at her godfather's annual holiday party, Clara participates in an exciting Victorian cobweb game with all the other children attending the event.

As the guests race into the garden they discover a maze of greenery covered in brightly-colored strings, weaving and intertwining in all directions. It's the perfect challenge for Clara, as her problem solving abilities are put to the test in order to solve the puzzle. Strung in and around the obstacles of Drosselmeyer's grand estate, Clara follows the golden thread, unsure of where it will lead.

Some of the best adventures begin when you step beyond your familiar surroundings and discover the world right outside your own door. Not only does spending time in nature allow you to run, jump and explore, but spaces in nature provide opportunities to use your imagination in the most creative ways. Although Clara enters into an unknown world, nature and playing outside does not have to take place in a mysterious realm. While wooded areas make imaginative playscapes, the benefits of spending time outdoors can be enjoyed at a small park, schoolyard or even your own backyard. These locations are perfect for challenging your friends and family in an adventurous puzzle of your own making.



©2018 Disney

©2018 Disney

## PLOT YOUR PUZZLE

Follow the steps below to create a string maze of your own. When ready, test your family and friends by sending them on an outdoor maze adventure!

### 1 GATHER YOUR FRIENDS

Gather friends or family members and a few different colored balls of yarn or string. Do your best to make sure they are similar in length.

### 2 HEAD OUTSIDE

Head outside and designate a starting point where you can wrap the beginning of each ball of yarn around as an anchor.

### 3 UNSPOOL THE YARN

Unspool the balls of yarn as you wrap them around, over, under or through different obstacles, such as trees, bushes, rocks or play sets. Overlap with others to make the maze more challenging.



### 4 HIDE A SURPRISE

At the end of each string, tie a unique surprise that can be a gift to your family and friends. Think of memorable items left behind in nature, whether a colorful shell, acorn, feather or even the perfect skipping stone.

### 5 FOLLOW THE MAZE

Once the mazes are created, have everyone pick a color of yarn and follow it through the string maze. The first person to reach the end of their string wins!

#### NATURE NOTE

Be mindful when navigating a new outdoor location. Stay safe by staying within sight of a parent or guardian when creating your maze.





# WINTER WONDER ART

**W**elcome to the Land of Snowflakes, a stunning winter wonderland with ice castles and alpine villages set against a white-peaked mountain backdrop.


Light bounces off the cool palette of blues, grays and silvers, creating a truly magical setting. In their spare time the residents of the land enjoy a range of sports and activities, including ice polo and an annual ice sculpture competition. Presiding over the Land of Snowflakes is Shiver, whose frosted hair and chilly personality perfectly complement his icy surroundings.

Perhaps you've often drifted to sleep with a wish to awaken to snowy hills, ice-covered ponds and snowflakes softly falling from the sky. No matter where you live, even in regions of the world where the sun and warm temperatures defeat our snow-filled dreams, the hope for a winter wonderland to play outdoors in never disappears, especially during the holiday season. If you are unable to step into the fun of winter, don't be discouraged. Create a snow-filled landscape of your own by designing an inspired piece of art that drapes any room in a flurry of frozen snowflakes, perfect for setting your mind into the winter spirit.




## SNIP SNOWFLAKES

Did you know that every snowflake has a different design and pattern? Follow these directions to make your own unique snowflakes. Once you have created multiple designs, hang them up to create your own Land of Snowflakes!




- 1 Begin with a square sheet of paper and fold to create a triangle.



- 2 Fold your triangle in half to create a smaller triangle.




- 3 Fold your smaller triangle in half to create the smallest triangle.



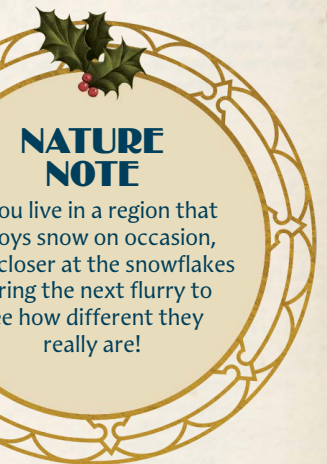
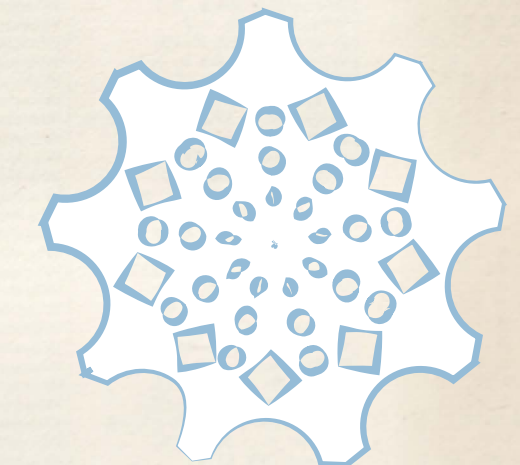

- 4 Cut the bottom of your paper in a straight line to create an isosceles triangle, meaning two of the sides are equal.



- 5 Cut small shapes into your folded paper and unfold when you've finished to reveal a unique winter wonder!



- 6 Thread multiple snowflakes together and hang them on a wall or windowsill to create a snow-filled winter landscape!



### NATURE NOTE

If you live in a region that enjoys snow on occasion, look closer at the snowflakes during the next flurry to see how different they really are!



# FLOWERS — AT YOUR — FINGERTIPS

**F**ragrant scents and colorful blooms abound for anyone who enters the Land of Flowers. Emerald foliage sets off the vibrant flowers that adorn everything from the fields, windmills and houses, to the residents of this breathtaking locale – many who farm the rich land.

Their deep passion for nature – particularly all that is floral – creates a foundation for perfume and honey production. Springtime is celebrated each year with the Festival of the Villages, a local competition between villages that hope to be crowned most beautiful. Hawthorn serves as the regent of the Land of Flowers. Like a petal in the breeze, he can be erratic – but Hawthorn’s bushy eyebrows and rosebud hairstyle showcase his quirky charm.

Beautiful foliage and blooming arrangements have always been used as symbols for celebration throughout the world. In the Land of Flowers, plants and nature even inspire the daily routine of life. Step outside and look around. How does nature inspire you each day? The flowers, trees and plants you see may bring a smile to your face, but they also have incredible benefits to your well-being. In fact, studies have shown the more time you spend out in nature the healthier and happier you become and the better you do in school. So, what are you waiting for? Head out to your favorite garden, park or nature spot and step into a Land of Flowers that’s all your own!



## PAINT PETALS

Create your own Land of Flowers in the space below using finger-painting techniques. Mix and match your favorite washable paints and use the techniques below or make up your own!



### LAVENDER

Make small dots starting at the top and widening into a triangle shape with a rounded bottom. Try adding different colors to make it more lifelike!



### TULIP

First, make a straight line for a stem, then create three tear-drop shapes for petals at the top. Add a leaf to your stem if you’d like!



### DAISY

Begin with one small dot in the middle and then create dots of equal size on the outside to create the petals.



### CHAMOMILE

Begin with one dot in the middle, then drag your finger in a straight line away from the center dot to make long petals.



### HIBISCUS

Create loops to make petals and layer with as many colors as you’d like. Then, add a stripe with a dot at the end from the middle.



### PEONY

Start by making short strokes in a circular direction, then layer other colors on top of your circle in the same fashion. Add some quick dots in the middle to finish.



### NATURE NOTE

Before you begin, go on a nature walk at a nearby park or visit a botanical garden for inspiration.



# NATURE'S CANDY



Entering into the Land of Sweets you cannot help but be swept up in the aroma of sugar and spice. With its gingerbread architecture and gum drop décor, the realm is a feast for the senses.

Everything around you looks delicious, even the ground is made of chocolate. The fun-loving people of the land enjoy a good gathering, serving up a wonderful array of treats produced in artisan factories powered by a sweet, swirling stream. Personifying the land in dress and personality is the Sugar Plum Fairy, regent of the Land of Sweets. Her look is as sweet as she is, with a gown that sparkles like crystallized sugar and cotton candy hair that keeps her light on her feet.

You may not believe it, but there is a world of sweets just waiting for you to discover, one that can be grown to produce incredible tastes and fragrant scents for all to enjoy. Nature is filled with an incredible collection of aromas and delectable plants that are as diverse and eye-catching as the Land of Sweets itself. From chocolate scented daisies that release a rich cocoa scent each morning, to spices and herbs like cinnamon, peppermint and clove, nature can be as colorful and exciting as the world's largest candy store. The best part of all is that you can enjoy it wherever you call home by growing nature confections of your own.

©2018 Disney

## FIND FLAVORS

Some of the most colorful candies and delicious confections often get their unique tastes from ingredients found in nature. Help Clara explore the Land of Sweets by deciphering a few of these flavors in the letters below.

1 M N E P P R T P E I

— — — — —

2 N C O N A I N M

— — — — —

3 C A C O O

— — — — —

4 I E R C O I L C

— — — — —

5 S G A U R

— — — — —

6 I L V A N A L

— — — — —

7 I G R E G N

— — — — —

8 A P E L M

— — — — —

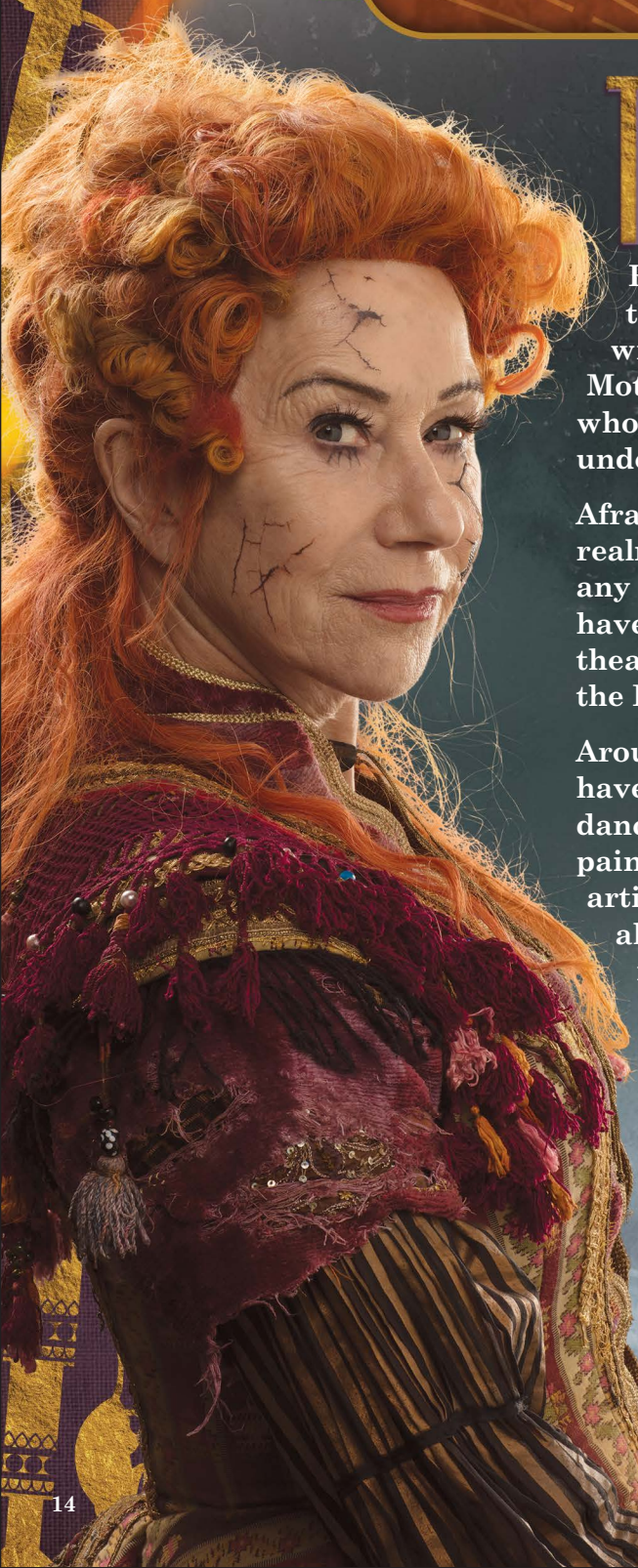
**NATURE  
NOTE**  
Try growing one  
of the ingredients in  
a garden with  
your family.

Answer Key: 1. Peppermint 2. Cinnamon 3. Cocoa 4. Licorice 5. Sugar 6. Vanilla 7. Ginger 8. Maple





# STORYTELLING MAGIC

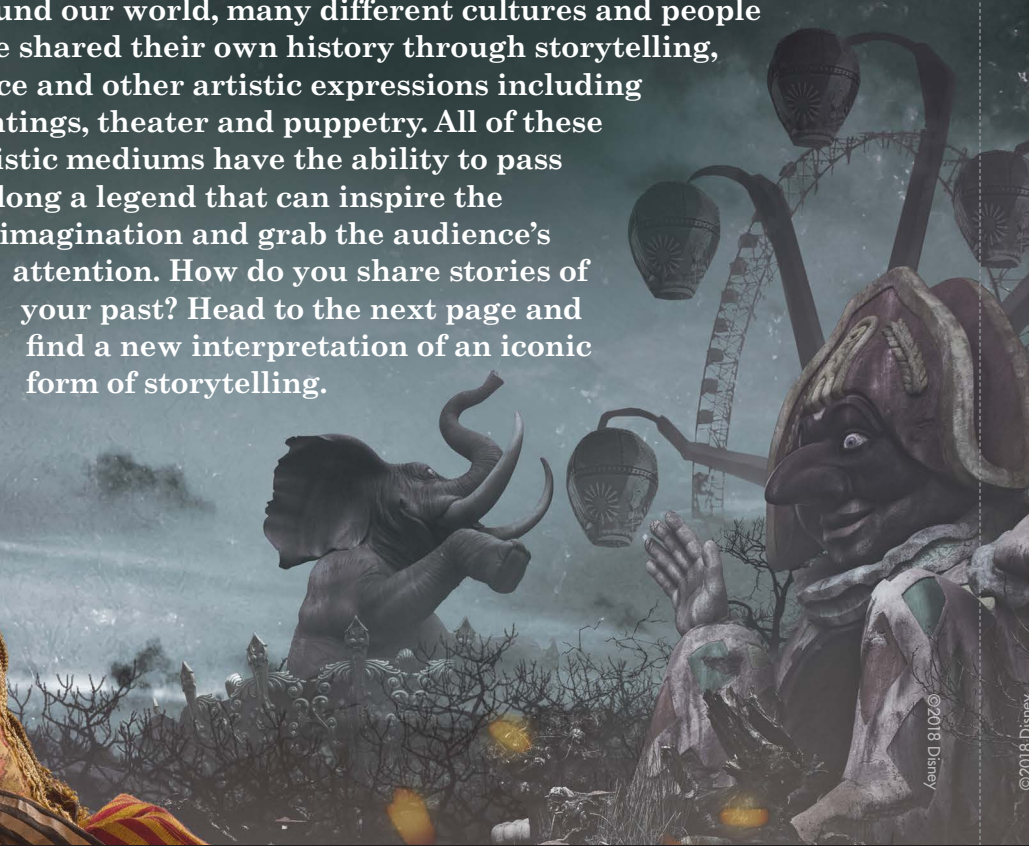


**T**he Fourth Realm is a dark and ominous island suffering deep battle scars. Settled long ago by traveling circus folk, the land was once known as a place of wisdom and entertainment.

But the regents of the other realms were forced to rescind the Fourth Realm title, and it became a forgotten fairground with an abandoned carousel and wayward polichinelles. Mother Ginger rules this lost land and the rodent warriors who reside here. Her fiery hair and cracked complexion underscore her reputation as an evil tyrant.

Afraid to enter this shadowy domain, residents of the other realms have passed along stories of the dangers that await any who come face-to-face with Mother Ginger. These stories have turned into dramatic legend and are portrayed through theatrical pageantry and elegant ballet interpretations from the Ballerina of the Realms.

Around our world, many different cultures and people have shared their own history through storytelling, dance and other artistic expressions including paintings, theater and puppetry. All of these artistic mediums have the ability to pass along a legend that can inspire the imagination and grab the audience's attention. How do you share stories of your past? Head to the next page and find a new interpretation of an iconic form of storytelling.



## DO A DANCE

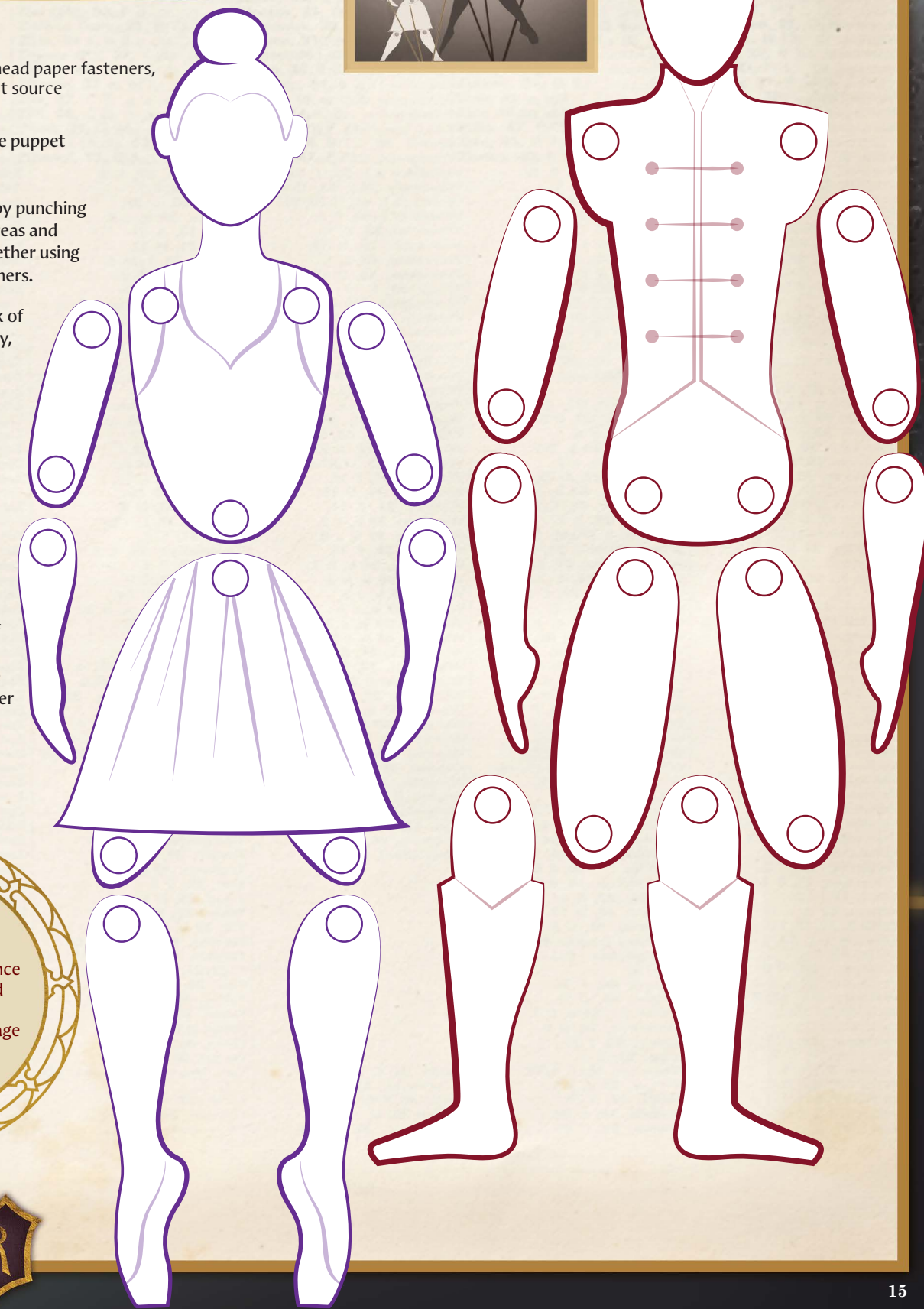
Create a puppet of the Ballerina of the Realms or Captain Phillip to tell a story through a shadow dance!



### MATERIALS:

scissors, hole punch, round head paper fasteners, tape, dowels or skewers, light source

- 1** Cut out the pieces of the puppet of your choice.
- 2** Assemble your puppet by punching holes in the indicated areas and fastening the joints together using round head paper fasteners.
- 3** Tape dowels to the back of your puppet's main body, hands and feet.
- 4** Hang up a white sheet or find a large wall. Shine a light behind your puppet and watch its shadow appear.
- 5** Take turns telling your own original stories. You can even play with the light you are using! Test out how the size of the puppets on the wall change as you move the light closer to and further away from the wall.



### NATURE NOTE

For a special performance under the stars, head outside at night and create a memorable stage production with a flashlight or lantern.





Disney  
THE  
NUTCRACKER  
AND THE  
FOUR REALMS

NOVEMBER 2



@DisneyStudios



@DisneysNutcracker



@DisneysNutcracker

#DisneysNutcracker