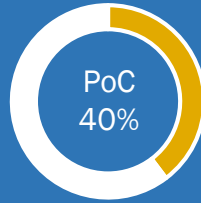
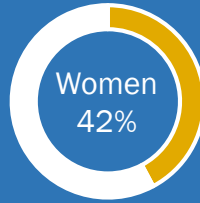


The Walt Disney Company Content Representation Dashboard

Scripted and Film Representation*

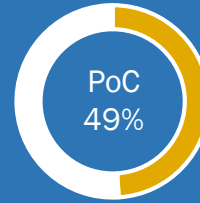
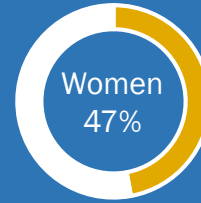
DIRECTORS



Women 42%
Men 58%

PoC 40%
White 60%

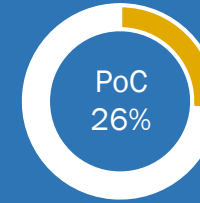
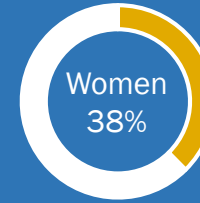
SERIES REGULARS/LEADS



Women 47%
Men 53%

PoC 49%
White 51%

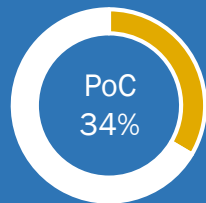
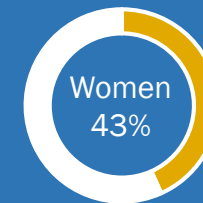
PRODUCERS



Women 38%
Men 62%

PoC 26%
White 74%

WRITERS



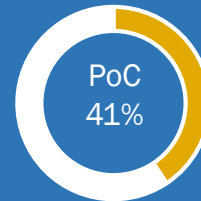
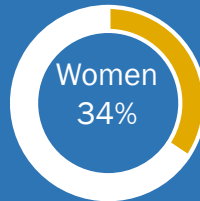
Women 43%
Men 57%

PoC 34%
White 66%

*Includes: ABC Entertainment, ABC Signature (previously known as ABC Studios), Disney Branded Television, Freeform, FX, Hulu Originals, National Geographic, Onyx Collective, and 20th Television. Feature Films include Disney, Disney Animation, Pixar, LucasFilm, 20th, Searchlight., Marvel. Limited to content developed by TWDC.
Excludes: daytime, unscripted, global content developed in region, Star

News and Sports Representation**

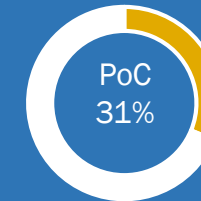
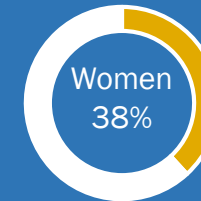
ON AIR



Women 34%
Men 66%

PoC 41%
White 59%

BEHIND THE CAMERA



Women 38%
Men 62%

PoC 31%
White 69%

**Includes: Executive, Project Hire, Full Time and Part Time Employees. Excludes: Contingent Workers, Student Programs, Daily and Seasonal Employees

Data for FY21