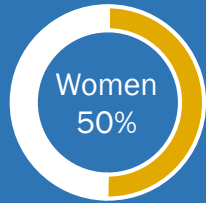
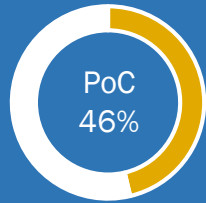


The Walt Disney Company Workforce Diversity Dashboard

OVERALL WORKFORCE



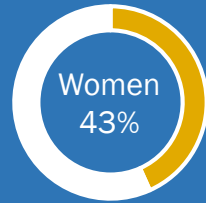
Out of 190K
employees worldwide



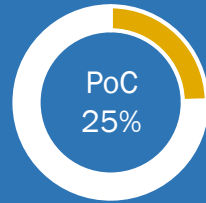
Out of 134K U.S.
based employees

7.4%	Asian
8.6%	Black
27.0%	Hispanic
0.3%	Native American or Alaskan Native
0.6%	Native Hawaiian or Pacific Islander
2.3%	Two or More Races
50.9%	White
2.7%	<i>Chose not to identify</i>

EXECUTIVE



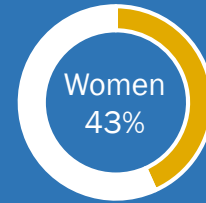
Out of 190K
employees worldwide



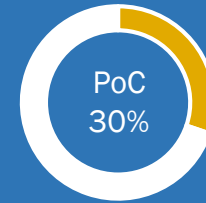
Out of 134K U.S.
based employees

10.2%	Asian
6.0%	Black
6.3%	Hispanic
0.2%	Native American or Alaskan Native
0.2%	Native Hawaiian or Pacific Islander
1.8%	Two or More Races
73.3%	White
1.9%	<i>Chose not to identify</i>

MANAGER



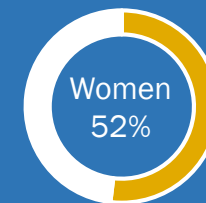
Out of 190K
employees worldwide



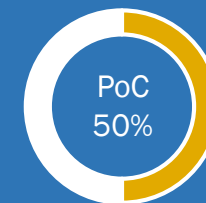
Out of 134K U.S.
based employees

10.3%	Asian
5.6%	Black
11.7%	Hispanic
0.3%	Native American or Alaskan Native
0.4%	Native Hawaiian or Pacific Islander
1.8%	Two or More Races
67.8%	White
2.0%	<i>Chose not to identify</i>

BELOW MANAGER



Out of 190K
employees worldwide



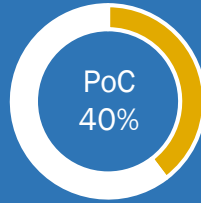
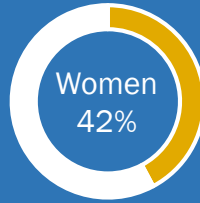
Out of 134K U.S.
based employees

6.8%	Asian
9.3%	Black
30.5%	Hispanic
0.3%	Native American or Alaskan Native
0.7%	Native Hawaiian or Pacific Islander
2.5%	Two or More Races
47.2%	White
2.9%	<i>Chose not to identify</i>

The Walt Disney Company Content Representation Dashboard

Scripted and Film Representation*

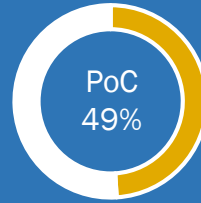
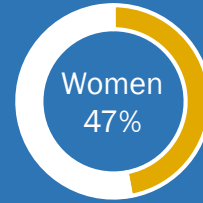
DIRECTORS



Women 42%
Men 58%

PoC 40%
White 60%

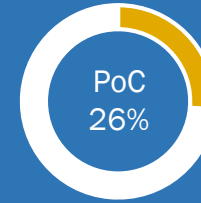
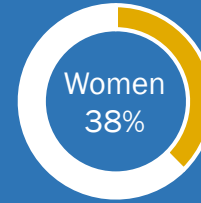
SERIES REGULARS/LEADS



Women 47%
Men 53%

PoC 49%
White 51%

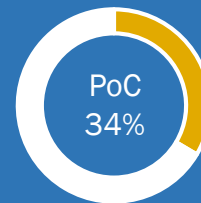
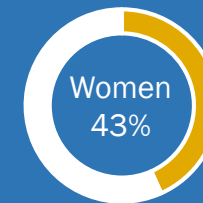
PRODUCERS



Women 38%
Men 62%

PoC 26%
White 74%

WRITERS



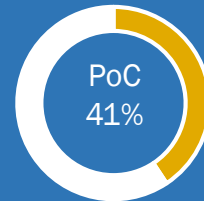
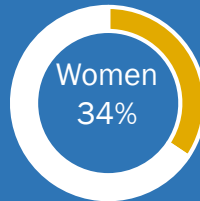
Women 43%
Men 57%

PoC 34%
White 66%

*Includes: ABC Entertainment, ABC Signature (previously known as ABC Studios), Disney Branded Television, Freeform, FX, Hulu Originals, National Geographic, Onyx Collective, and 20th Television. Feature Films include Disney, Disney Animation, Pixar, LucasFilm, 20th, Searchlight., Marvel. Limited to content developed by TWDC. Excludes: daytime, unscripted, global content developed in region, Star

News and Sports Representation**

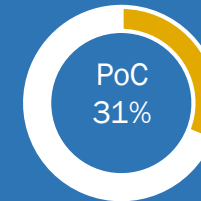
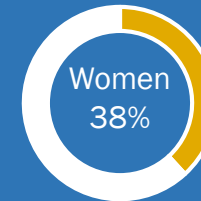
ON AIR



Women 34%
Men 66%

PoC 41%
White 59%

BEHIND THE CAMERA



Women 38%
Men 62%

PoC 31%
White 69%

**Includes: Executive, Project Hire, Full Time and Part Time Employees. Excludes: Contingent Workers, Student Programs, Daily and Seasonal Employees

Data for FY21