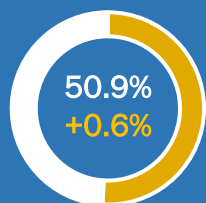


The Walt Disney Company Workforce Diversity Dashboard – FY22

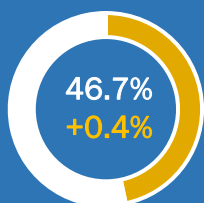
OVERALL WORKFORCE

Women



Out of 206K employees worldwide

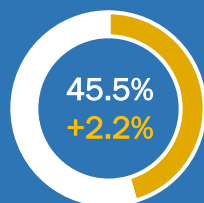
PoC



Out of 146K U.S. based employees

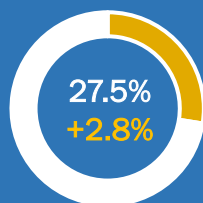
EXECUTIVE

Women



Out of 206K employees worldwide

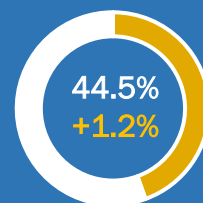
PoC



Out of 146K U.S. based employees

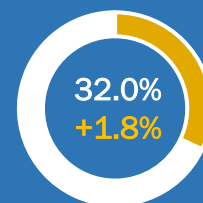
MANAGER

Women



Out of 206K employees worldwide

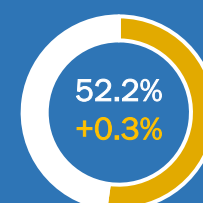
PoC



Out of 146K U.S. based employees

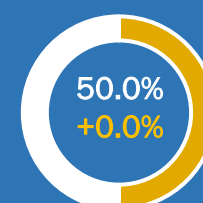
BELOW MANAGER

Women



Out of 206K employees worldwide

PoC



Out of 146K U.S. based employees

FY22 vs. FY21

FY22 vs. FY21

FY22 vs. FY21

FY22 vs. FY21

Asian	7.4%	+0.0%
Black	8.1%	-0.5%
Hispanic	27.9%	+0.9%
Native American or Alaskan Native	0.3%	+0.0%
Native Hawaiian or Pacific Islander	0.6%	+0.0%
White	47.3%	-3.6%
Two or More Races	2.4%	+0.1%
Not Disclosed	5.9%	+3.2%

Asian	11.1%	+0.9%
Black	6.8%	+0.8%
Hispanic	7.1%	+0.8%
Native American or Alaskan Native	0.2%	+0.0%
Native Hawaiian or Pacific Islander	0.3%	+0.1%
White	69.9%	-3.4%
Two or More Races	2.1%	+0.3%
Not Disclosed	2.3%	+0.4%

Asian	10.8%	+0.5%
Black	5.6%	+0.0%
Hispanic	12.7%	+1.0%
Native American or Alaskan Native	0.3%	+0.0%
Native Hawaiian or Pacific Islander	0.5%	+0.1%
White	65.6%	-2.2%
Two or More Races	2.1%	+0.3%
Not Disclosed	2.3%	+0.3%

Asian	6.7%	-0.1%
Black	8.5%	-0.8%
Hispanic	31.3%	+0.8%
Native American or Alaskan Native	0.3%	+0.0%
Native Hawaiian or Pacific Islander	0.7%	+0.0%
White	43.3%	-3.9%
Two or More Races	2.5%	+0.0%
Not Disclosed	6.6%	+3.7%

Data for FY22 reflected in white font; FY22 vs. FY21 reflected in orange font

We are exploring additional ways to report our analyses, and we are committed to disclosing quantitative metrics for hiring, promotion and retention by gender, race and ethnicity, by calendar year end 2024. Consistent with our current disclosures, gender will be reported on a global basis and race and ethnicity will be reported for the U.S., in line with the EEO-1 race and ethnicity categories. "Not Disclosed" reflects employees who did not select any ethnicity. Employees who selected "I Wish Not to Disclose" was less than 1%.